



Hawk BRUTE Floor Machine with 180-Frame TEFC Motor



(BRUTE)



(TEXHD)



ELKHART, IN

www.johnson-wholesale.com



Johnson Wholesale
1 (828) 283 1999

The Brute is equipped with a severe duty, planetary triple-idler, all steel helical-cut gear drive, with steel coupler and an exclusive 180 frame TEFC (totally enclosed fan cooled) motor. TEFC units are ideal for the harshest conditions – dust, moisture, chemicals – and great for sanding, screening, stone care, concrete work, and other applications that require “Brute Force.”

Note: These units are NOT equipped with an explosion-proof motor.

Features

- | | |
|--|---|
| <ul style="list-style-type: none"> • Twin (dual) capacitor 180-frame TEFC (totally enclosed fan cooled) motor keeps out dirt, dust, and moisture for longer motor life • Virtually indestructible 11:1 gearbox • Industrial cord with molded plug • Low current draw • UL/CUL - approved for safe performance • Thumb-operated safety switch • Negative pressure on/off switch • Dual steel operating triggers for left- or right-hand operation | <ul style="list-style-type: none"> • One-piece chrome, heavy duty steel handle for optimum durability • Welded frame for rugged, reliable performance • Non-marking, 5” ball bearing wheels • Variable position positive lock handle and vinyl grips for operator comfort and safety • 360-degree wraparound bumper -- no tools needed for replacement |
|--|---|



UL/CUL Approved
Machine

H

A

W

K

Technical Specifications



H

A

W

K

Model #	HP1513-180BRUTE	HP1515-180BRUTE	HP1517-180BRUTE	HP1520-180BRUTE
Part #	F0013-180CP	F0006-180CP	F0009-180CP	F0012-180CP
Pad Size	13 inch	15 inch	17 inch	20 inch
Power Source*	115V 60Hz	115V 60Hz	115V 60Hz	115V 60Hz
Motor/HP	180 Frame, 1-1/2 HP TEFC AC Dual Capacitor Motor	180 Frame, 1-1/2 HP TEFC AC Dual Capacitor Motor	180 Frame, 1-1/2 HP TEFC AC Dual Capacitor Motor	180 Frame, 1-1/2 HP TEFC AC Dual Capacitor Motor
Amp Draw	7.2	7.5	7.9	8.4
Gear Box	3-Idler 11:1	3-Idler 11:1	3-Idler 11:1	3-Idler 11:1
Brush Rpm	165	165	165	165
Cord**/**	50' 12-3 STJOW	50' 12-3 STJOW	50' 12-3 STJOW	50' 12-3 STJOW
Weight	113 lbs	117 lbs	123 lbs	125 lbs
Shipping Weight	120 lbs	124 lbs	130 lbs	132 lbs





*230V Available ** 75' Cord Available (12-3) ***100' Cord Available (12-3)

**** Amp Draw with Appropriate Pad Driver

dB Rating: 66 Meets GS42 Requirements
Specifications subject to change without notice.

Model #	HP1513-TEXHD	HP1515-TEXHD	HP1517-TEXHD	HP1520-TEXHD
Part #	F0013-180TEXHD	F0006-180TEXHD	F0009-180TEXHD	F0012-180TEXHD
Pad Size	13 inch	15 inch	17 inch	20 inch
Power Source*	115V 60Hz	115V 60Hz	115V 60Hz	115V 60Hz
Motor/HP	180 Frame, 1-1/2 HP TEFC AC Dual Capacitor Black Motor	180 Frame, 1-1/2 HP TEFC AC Dual Capacitor Black Motor	180 Frame, 1-1/2 HP TEFC AC Dual Capacitor Black Motor	180 Frame, 1-1/2 HP TEFC AC Dual Capacitor Black Motor
Amp Draw	7.2	7.5	7.9	8.4
Gear Box	3-Idler 11:1	3-Idler 11:1	3-Idler 11:1	3-Idler 11:1
Brush Rpm	165	165	165	165
Cord**/**	50' 12-3 STJOW	50' 12-3 STJOW	50' 12-3 STJOW	50' 12-3 STJOW
Weight	113 lbs	117 lbs	123 lbs	125 lbs
Shipping Weight	120 lbs	124 lbs	130 lbs	132 lbs

Weight Options

	A0032-2P 20# Frame Weight		HP0008-45IN BRUTE Motor Mounted Weight Post Kit
A0032-1P -- Optional 25# Horseshoe Weights (each)		A0028-10P-- 10# Hexigonal weight	
A0032-3P -- Optional 36# Horseshoe Weights (each)		A0028-25P-- 25# Hexigonal weight	